

Scaled data based on original data using
LM-79-08 Approved Method: Electrical and Photometric Measurements of Solid-
State Lighting Products

Test Report Prepared for
Cooper Lighting Solutions
(formerly Eaton)

Brand: McGRAW-EDISON

Report Number: P226682

Luminaire Tested: **ISW-AF-1000-LED-E1-T4W-7060**

Issue Date: 3/3/2020

Test Information

Test Method: LM-79-08
Report Number: P226682
TEST IS SCALED FROM IESNA LM-79-08 TEST DATA (P35944)
Test Lab: INNOVATION CENTER-P3
Issue Date: 3/3/2020
Manufacturer: COOPER LIGHTING SOLUTIONS (FORMERLY EATON)
Product Line: MCGRAW-EDISON
Catalog Number: ISW-AF-1000-LED-E1-T4W-7060
Description: IMPACT ELITE LED WEDGE LUMINAIRE
LIGHT SQUARE WITH ACCULED OPTICS-TYPE IV WIDE
Light Source: (16) 5700K CCT, 70 CRI LEDs
Ballast/Driver: ELECTRONIC DRIVER

Summary

Lumens per Lamp: N/A
Luminaire Lumens: 6059 lumens
Efficiency: N/A
Efficacy: 111.0 lumens/watt
Luminous Opening: Rectangular (W 0.5' x L: 0.5' x H: 0')
IES Classification: Type IV - Medium - Semi-Cutoff
BUG Rating: B1 - U1 - G2

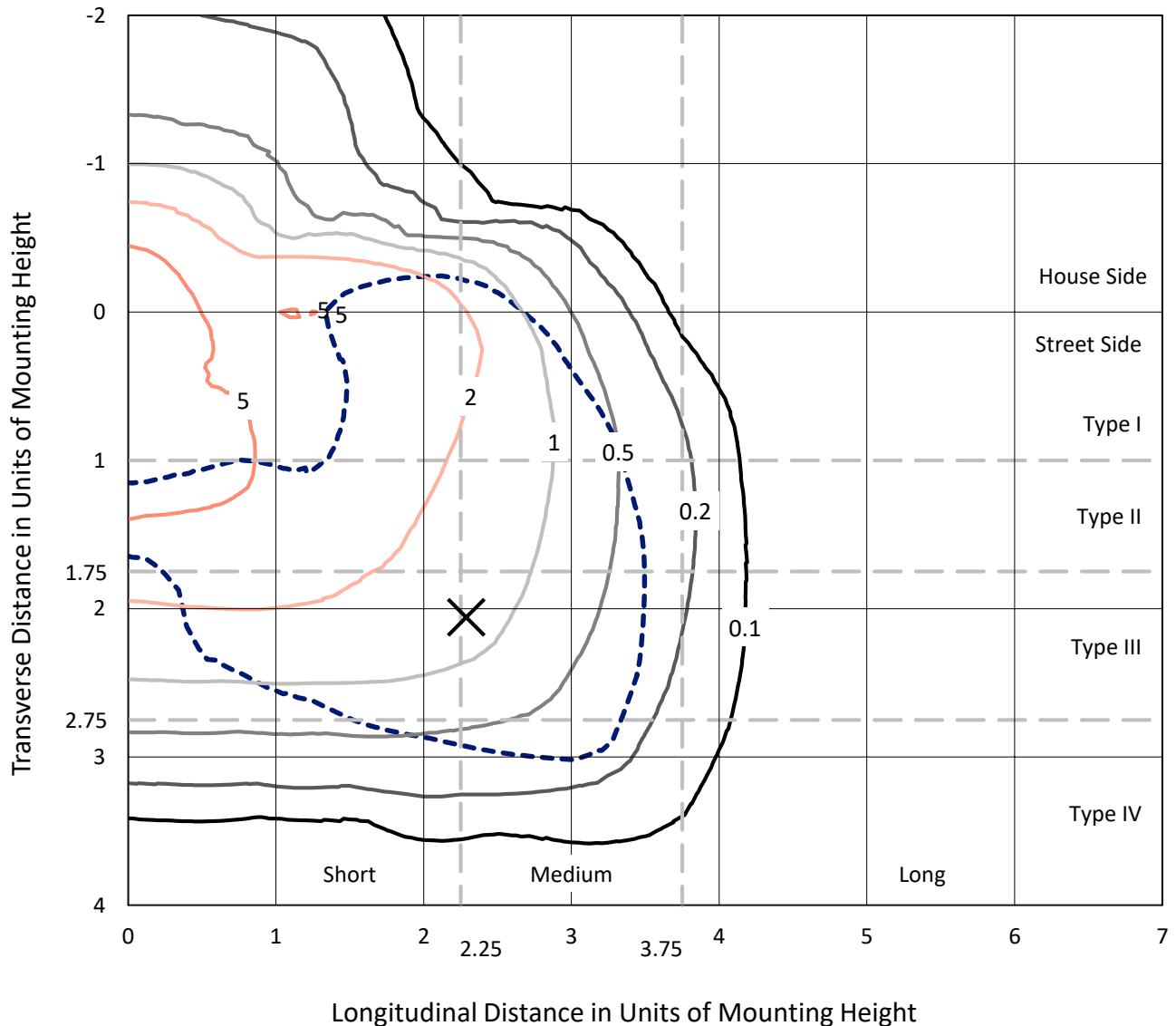
Input Watts (W): 54.6
Input Voltage (V): 120
Input Current (Ain): NR
Voltage Rise (V): NR
Power Factor: NR
Total Harmonic Distortion (THDi): NR
Frequency (hertz): 60
Stabilization Time: NR
Operation Time: NR
Ambient Temperature (°C): NR
Test Distance: 25 FT



REPORT NUMBER: P226682
 CATALOG NUMBER: ISW-AF-1000-LED-E1-T4W-7060

Iso-Footcandle Lines of Horizontal Illumination

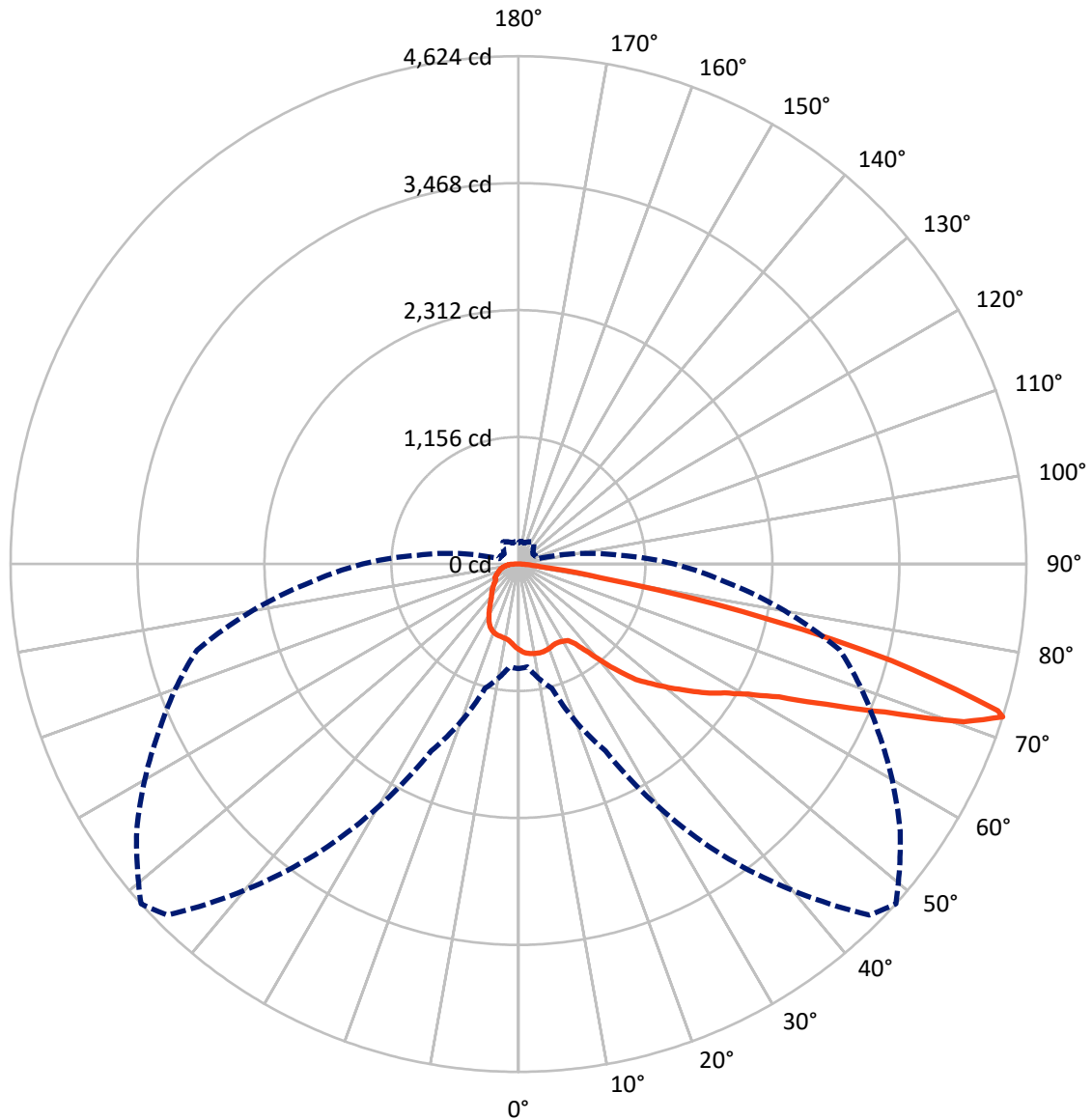
✕ Max cd
 - - - 1/2 Max cd



Based on 10 foot mounting height. Maximum calculated value = 8.7 fc
 Type IV - Medium - Semi-Cutoff

REPORT NUMBER: P226682
CATALOG NUMBER: ISW-AF-1000-LED-E1-T4W-7060

Luminous Intensity Polar Plot



— Vertical Plane Through 48-Deg Lateral - - - Horizontal Cone Through 72-Deg Vertical

REPORT NUMBER: P226682

CATALOG NUMBER: ISW-AF-1000-LED-E1-T4W-7060

FLUX DISTRIBUTION:

		Downward	Upward	Total
House Side	Lumens	1316.0	2.7	1318.7
	% Fixture	21.7	0.0	21.8
Street Side	Lumens	4739.4	1.0	4740.3
	% Fixture	78.2	0.0	78.2
Total	Lumens	6055.3	3.7	6059.0
	% Fixture	99.9	0.1	100.0

Coefficient of Utilization

ZONAL LUMENS:

Zone	Lumens	% Fixture
0°-10°	73.7	1.2
10°-20°	215.3	3.6
20°-30°	332.0	5.5
30°-40°	497.6	8.2
40°-50°	828.6	13.7
50°-60°	1294.9	21.4
60°-70°	1710.4	28.2
70°-80°	989.4	16.3
80°-90°	113.4	1.9
90°-100°	3.7	0.1
100°-110°	0.0	0.0
110°-120°	0.0	0.0
120°-130°	0.0	0.0
130°-140°	0.0	0.0
140°-150°	0.0	0.0
150°-160°	0.0	0.0
160°-170°	0.0	0.0
170°-180°	0.0	0.0
0°-90°	6055.3	99.9
0°-180°	6059.0	100.0



REPORT NUMBER: P226682

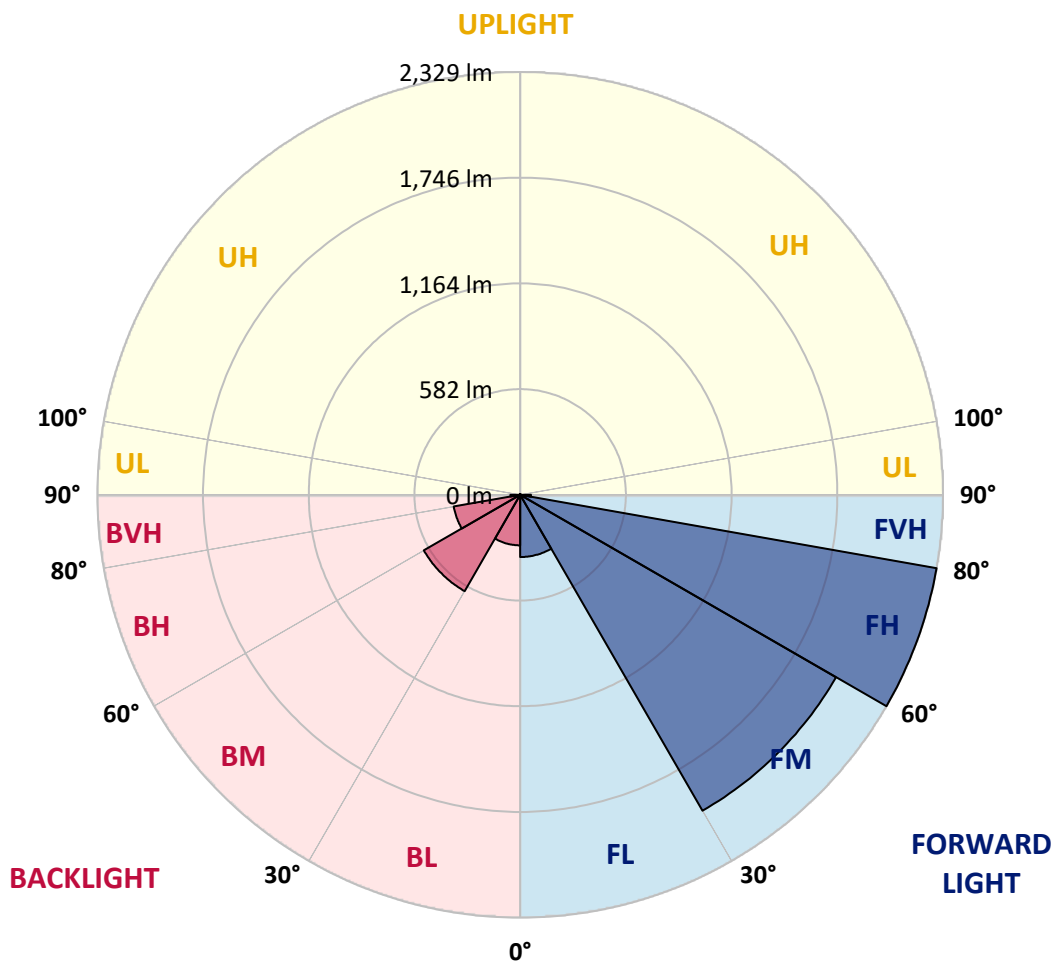
CATALOG NUMBER: ISW-AF-1000-LED-E1-T4W-7060

LUMINAIRE CLASSIFICATION SYSTEM LUMEN TABLE AND BUG RATING:

Zone		Lumens	% Fixture	Zone Rating/Lumen Limit		
				B	U	G
FL	(0°-30°)	342.6	5.7			
FM	(30°-60°)	2008.7	33.2			
FH	(60°-80°)	2328.5	38.4			G2/5000
FVH	(80°-90°)	59.5	1.0			G1/100
BL	(0°-30°)	278.4	4.6	B1/500		
BM	(30°-60°)	612.4	10.1	B1/1000		
BH	(60°-80°)	371.3	6.1	B1/500		G1/500
BVH	(80°-90°)	53.9	0.9			G1/100
UL	(90°-100°)	3.7	0.1		U1/10	
UH	(100°-180°)	2.7	0.0		U1/10	

BUG Rating: B1-U1-G2

Type IV Medium





REPORT NUMBER: P226682

CATALOG NUMBER: ISW-AF-1000-LED-E1-T4W-7060

CANDELA DISTRIBUTION (FULL):

	0°	5°	15°	25°	35°	45°	48°	55°	65°	75°	85°
0°	779.5	779.5	779.5	779.5	779.5	779.5	779.5	779.5	779.5	779.5	779.5
2.5°	820.8	819.9	819.9	812.9	810.2	805.8	802.3	797.0	791.8	785.6	777.7
5°	860.3	862.9	859.4	848.9	835.7	821.6	816.4	804.1	787.4	772.4	758.4
7.5°	898.1	899.0	889.3	871.7	851.5	829.6	822.5	805.8	787.4	767.2	746.9
10°	925.3	926.2	912.2	887.6	860.3	835.7	827.8	811.1	788.3	766.3	740.8
12.5°	941.2	942.0	920.9	895.5	862.9	838.3	831.3	813.7	790.0	761.9	733.8
15°	938.5	941.2	923.6	895.5	861.2	839.2	830.4	815.5	785.6	757.5	727.6
17.5°	920.9	924.5	910.4	879.6	852.4	834.8	825.2	810.2	781.2	751.3	718.8
20°	886.7	891.1	884.9	855.0	836.6	822.5	816.4	802.3	775.1	744.3	710.9
22.5°	848.0	852.4	850.6	826.0	817.2	810.2	804.1	793.5	769.8	739.0	707.4
25°	819.9	823.4	820.8	799.7	802.3	802.3	798.8	790.9	768.9	740.8	707.4
27.5°	866.5	866.5	843.6	800.6	796.2	804.1	802.3	797.9	780.3	749.6	714.4
30°	1036.9	1023.8	982.5	874.4	819.0	815.5	814.6	812.0	796.2	768.9	736.4
32.5°	1227.6	1214.5	1165.2	1029.9	914.8	839.2	831.3	832.2	827.8	802.3	769.8
35°	1397.2	1395.5	1356.8	1210.1	1063.3	922.7	891.1	870.0	868.2	857.7	832.2
37.5°	1534.3	1534.3	1537.8	1370.9	1224.1	1055.4	1001.8	935.0	935.0	928.9	913.0
40°	1690.7	1697.8	1705.7	1516.7	1396.4	1213.6	1152.9	1051.9	1021.1	1030.8	1034.3
42.5°	1896.4	1905.2	1899.9	1696.9	1553.7	1402.5	1327.8	1205.7	1130.1	1145.9	1182.8
45°	2035.2	2038.7	2076.5	1884.9	1751.4	1562.4	1499.2	1331.3	1256.6	1289.1	1354.2
47.5°	2192.5	2201.3	2207.5	2098.5	1983.4	1743.5	1627.5	1453.5	1405.1	1454.4	1557.2
50°	2346.3	2334.9	2351.6	2347.2	2203.1	1904.3	1766.3	1567.7	1571.2	1638.0	1806.7
52.5°	2479.9	2441.2	2479.9	2528.2	2486.0	2069.5	1908.7	1702.2	1753.1	1834.9	2101.1
55°	2582.7	2489.5	2554.6	2691.7	2682.0	2215.4	2071.2	1881.4	1966.7	2078.3	2458.8
57.5°	2372.7	2384.1	2563.4	2801.5	2797.1	2363.0	2213.6	2105.5	2210.1	2334.9	2882.3
60°	2176.7	2227.7	2504.5	2819.1	2877.1	2523.8	2405.2	2360.4	2457.0	2609.0	3288.3
62.5°	2073.0	2121.3	2408.7	2786.6	3004.5	2762.0	2662.7	2628.4	2760.2	2930.7	3650.4
65°	2105.5	2135.4	2402.5	2835.8	3151.2	3122.2	3079.2	3022.1	3088.0	3247.9	3813.8
67.5°	2014.1	2063.3	2351.6	2922.8	3419.3	3561.6	3597.7	3536.1	3480.8	3458.8	3575.7
70°	1499.2	1546.6	1848.9	2563.4	3639.0	4324.4	4302.4	4096.8	3724.2	3413.1	2793.6
72°	952.6	939.4	1170.5	1877.9	3234.7	4520.4	4624.1	4243.5	3613.5	3030.9	1897.2
72.5°	692.5	754.9	971.0	1669.7	3073.0	4413.1	4564.3	4196.1	3468.5	2863.0	1668.8
75°	168.7	178.4	232.9	598.4	1799.7	3320.8	3510.7	3241.8	2531.7	1699.5	739.9
77.5°	114.2	118.6	153.8	210.9	529.0	1893.7	2083.5	1790.0	1132.7	578.2	329.5
80°	85.2	87.9	111.6	149.4	219.7	645.9	761.9	605.5	282.1	320.7	234.6
82.5°	59.8	61.5	84.4	109.8	145.9	151.1	201.2	222.3	182.8	210.0	137.1
85°	41.3	41.3	61.5	75.6	92.3	74.7	80.0	111.6	123.9	124.8	83.5
87.5°	22.0	24.6	36.0	48.3	48.3	34.3	37.8	57.1	69.4	74.7	50.1
90°	7.9	7.9	14.9	18.5	11.4	8.8	7.9	11.4	16.7	23.7	15.8
92.5°	0.0	0.0	0.0	0.0	0.0	0.0	0.0	0.0	0.0	0.0	0.0
95°	0.0	0.0	0.0	0.0	0.0	0.0	0.0	0.0	0.0	0.0	0.0
97.5°	0.0	0.0	0.0	0.0	0.0	0.0	0.0	0.0	0.0	0.0	0.0
100°	0.0	0.0	0.0	0.0	0.0	0.0	0.0	0.0	0.0	0.0	0.0
102.5°	0.0	0.0	0.0	0.0	0.0	0.0	0.0	0.0	0.0	0.0	0.0
105°	0.0	0.0	0.0	0.0	0.0	0.0	0.0	0.0	0.0	0.0	0.0
107.5°	0.0	0.0	0.0	0.0	0.0	0.0	0.0	0.0	0.0	0.0	0.0



REPORT NUMBER: P226682

CATALOG NUMBER: ISW-AF-1000-LED-E1-T4W-7060

CANDELA DISTRIBUTION (continued):

	0°	5°	15°	25°	35°	45°	48°	55°	65°	75°	85°
110°	0.0	0.0	0.0	0.0	0.0	0.0	0.0	0.0	0.0	0.0	0.0
112.5°	0.0	0.0	0.0	0.0	0.0	0.0	0.0	0.0	0.0	0.0	0.0
115°	0.0	0.0	0.0	0.0	0.0	0.0	0.0	0.0	0.0	0.0	0.0
117.5°	0.0	0.0	0.0	0.0	0.0	0.0	0.0	0.0	0.0	0.0	0.0
120°	0.0	0.0	0.0	0.0	0.0	0.0	0.0	0.0	0.0	0.0	0.0
122.5°	0.0	0.0	0.0	0.0	0.0	0.0	0.0	0.0	0.0	0.0	0.0
125°	0.0	0.0	0.0	0.0	0.0	0.0	0.0	0.0	0.0	0.0	0.0
127.5°	0.0	0.0	0.0	0.0	0.0	0.0	0.0	0.0	0.0	0.0	0.0
130°	0.0	0.0	0.0	0.0	0.0	0.0	0.0	0.0	0.0	0.0	0.0
132.5°	0.0	0.0	0.0	0.0	0.0	0.0	0.0	0.0	0.0	0.0	0.0
135°	0.0	0.0	0.0	0.0	0.0	0.0	0.0	0.0	0.0	0.0	0.0
137.5°	0.0	0.0	0.0	0.0	0.0	0.0	0.0	0.0	0.0	0.0	0.0
140°	0.0	0.0	0.0	0.0	0.0	0.0	0.0	0.0	0.0	0.0	0.0
142.5°	0.0	0.0	0.0	0.0	0.0	0.0	0.0	0.0	0.0	0.0	0.0
145°	0.0	0.0	0.0	0.0	0.0	0.0	0.0	0.0	0.0	0.0	0.0
147.5°	0.0	0.0	0.0	0.0	0.0	0.0	0.0	0.0	0.0	0.0	0.0
150°	0.0	0.0	0.0	0.0	0.0	0.0	0.0	0.0	0.0	0.0	0.0
152.5°	0.0	0.0	0.0	0.0	0.0	0.0	0.0	0.0	0.0	0.0	0.0
155°	0.0	0.0	0.0	0.0	0.0	0.0	0.0	0.0	0.0	0.0	0.0
157.5°	0.0	0.0	0.0	0.0	0.0	0.0	0.0	0.0	0.0	0.0	0.0
160°	0.0	0.0	0.0	0.0	0.0	0.0	0.0	0.0	0.0	0.0	0.0
162.5°	0.0	0.0	0.0	0.0	0.0	0.0	0.0	0.0	0.0	0.0	0.0
165°	0.0	0.0	0.0	0.0	0.0	0.0	0.0	0.0	0.0	0.0	0.0
167.5°	0.0	0.0	0.0	0.0	0.0	0.0	0.0	0.0	0.0	0.0	0.0
170°	0.0	0.0	0.0	0.0	0.0	0.0	0.0	0.0	0.0	0.0	0.0
172.5°	0.0	0.0	0.0	0.0	0.0	0.0	0.0	0.0	0.0	0.0	0.0
175°	0.0	0.0	0.0	0.0	0.0	0.0	0.0	0.0	0.0	0.0	0.0
177.5°	0.0	0.0	0.0	0.0	0.0	0.0	0.0	0.0	0.0	0.0	0.0
180°	0.0	0.0	0.0	0.0	0.0	0.0	0.0	0.0	0.0	0.0	0.0



REPORT NUMBER: P226682

CATALOG NUMBER: ISW-AF-1000-LED-E1-T4W-7060

CANDELA DISTRIBUTION (continued):

	90°	95°	105°	115°	125°	135°	145°	155°	165°	175°	180°
0°	779.5	779.5	779.5	779.5	779.5	779.5	779.5	779.5	779.5	779.5	779.5
2.5°	775.9	770.7	763.6	760.1	758.4	754.9	751.3	749.6	749.6	746.1	746.9
5°	751.3	743.4	733.8	726.7	725.9	725.9	727.6	727.6	728.5	725.9	729.4
7.5°	739.0	730.3	716.2	708.3	702.1	701.3	704.8	711.8	715.3	712.7	716.2
10°	730.3	720.6	704.8	695.1	690.7	689.0	691.6	698.6	710.0	710.0	713.6
12.5°	721.5	709.2	693.3	686.3	682.8	683.7	687.2	692.5	704.8	709.2	710.9
15°	712.7	698.6	685.4	675.8	675.8	678.4	682.8	689.0	700.4	708.3	710.0
17.5°	703.9	689.8	678.4	670.5	670.5	674.0	678.4	686.3	694.2	705.6	705.6
20°	696.0	684.6	669.6	662.6	661.7	664.3	669.6	677.5	683.7	695.1	696.0
22.5°	691.6	677.5	663.5	652.9	648.5	646.8	652.0	660.0	666.1	677.5	679.3
25°	689.8	674.0	656.4	637.1	625.7	622.2	624.8	634.5	639.7	648.5	651.2
27.5°	696.0	681.0	653.8	618.6	594.9	585.3	587.9	594.0	595.8	605.5	609.9
30°	717.1	699.5	659.1	599.3	556.3	538.7	538.7	539.6	542.2	550.1	551.0
32.5°	751.3	734.6	674.9	579.1	516.7	492.1	486.0	481.6	481.6	480.7	481.6
35°	814.6	800.6	702.1	556.3	473.7	446.4	431.5	423.6	415.7	412.1	411.3
37.5°	906.0	893.7	740.8	529.9	435.9	408.6	390.2	374.4	365.6	364.7	369.1
40°	1042.2	1029.9	783.9	500.0	399.8	379.6	360.3	343.6	333.9	334.8	339.2
42.5°	1210.1	1172.3	830.4	459.6	370.8	360.3	339.2	325.1	315.5	310.2	309.3
45°	1406.0	1342.8	874.4	421.8	339.2	343.6	323.4	307.6	295.3	281.2	279.4
47.5°	1650.3	1513.2	913.0	384.0	304.9	326.0	306.7	291.7	273.3	256.6	254.0
50°	1905.2	1709.2	946.4	343.6	274.2	306.7	290.0	269.8	244.3	229.4	229.4
52.5°	2199.5	1944.7	989.5	298.8	250.4	285.6	268.9	242.5	221.4	219.7	219.7
55°	2527.3	2191.6	1019.4	263.6	232.0	262.8	254.8	246.9	239.9	241.7	242.5
57.5°	2870.0	2449.1	993.0	239.0	217.1	257.5	280.3	269.8	247.8	246.9	246.1
60°	3165.3	2649.5	847.1	223.2	205.6	266.3	300.5	269.8	247.8	259.2	260.1
62.5°	3358.6	2744.4	564.2	203.0	188.9	251.3	293.5	261.9	248.7	281.2	283.8
65°	3332.3	2638.0	324.3	188.9	178.4	231.1	283.8	252.2	232.0	250.4	245.2
67.5°	2939.5	2211.0	234.6	182.8	170.5	217.1	266.3	238.1	216.2	239.0	229.4
70°	2112.5	1505.3	202.1	177.5	165.2	200.4	254.0	229.4	207.4	223.2	208.3
72°	1417.4	915.7	185.4	173.1	159.9	189.8	245.2	222.3	199.5	208.3	191.6
72.5°	1206.5	722.3	181.0	171.4	158.2	187.2	242.5	220.6	197.7	206.5	190.7
75°	450.8	283.0	160.8	158.2	145.9	174.0	232.0	212.7	188.9	186.3	179.3
77.5°	232.0	179.3	137.1	139.7	130.9	159.1	220.6	200.4	174.0	164.3	160.8
80°	168.7	130.1	110.7	118.6	111.6	143.2	204.8	181.9	158.2	147.6	143.2
82.5°	106.3	80.8	84.4	94.0	94.9	126.5	186.3	163.4	140.6	131.8	124.8
85°	51.0	48.3	59.8	69.4	76.5	107.2	170.5	145.0	123.0	105.5	106.3
87.5°	27.2	36.9	36.0	46.6	58.9	87.9	151.1	118.6	98.4	79.1	80.0
90°	6.2	9.7	10.5	18.5	23.7	37.8	97.5	67.7	65.9	28.1	24.6
92.5°	0.0	0.0	0.0	0.0	0.0	0.0	0.0	0.0	0.0	0.0	0.0
95°	0.0	0.0	0.0	0.0	0.0	0.0	0.0	0.0	0.0	0.0	0.0
97.5°	0.0	0.0	0.0	0.0	0.0	0.0	0.0	0.0	0.0	0.0	0.0
100°	0.0	0.0	0.0	0.0	0.0	0.0	0.0	0.0	0.0	0.0	0.0
102.5°	0.0	0.0	0.0	0.0	0.0	0.0	0.0	0.0	0.0	0.0	0.0
105°	0.0	0.0	0.0	0.0	0.0	0.0	0.0	0.0	0.0	0.0	0.0
107.5°	0.0	0.0	0.0	0.0	0.0	0.0	0.0	0.0	0.0	0.0	0.0



REPORT NUMBER: P226682

CATALOG NUMBER: ISW-AF-1000-LED-E1-T4W-7060

CANDELA DISTRIBUTION (continued):

	90°	95°	105°	115°	125°	135°	145°	155°	165°	175°	180°
110°	0.0	0.0	0.0	0.0	0.0	0.0	0.0	0.0	0.0	0.0	0.0
112.5°	0.0	0.0	0.0	0.0	0.0	0.0	0.0	0.0	0.0	0.0	0.0
115°	0.0	0.0	0.0	0.0	0.0	0.0	0.0	0.0	0.0	0.0	0.0
117.5°	0.0	0.0	0.0	0.0	0.0	0.0	0.0	0.0	0.0	0.0	0.0
120°	0.0	0.0	0.0	0.0	0.0	0.0	0.0	0.0	0.0	0.0	0.0
122.5°	0.0	0.0	0.0	0.0	0.0	0.0	0.0	0.0	0.0	0.0	0.0
125°	0.0	0.0	0.0	0.0	0.0	0.0	0.0	0.0	0.0	0.0	0.0
127.5°	0.0	0.0	0.0	0.0	0.0	0.0	0.0	0.0	0.0	0.0	0.0
130°	0.0	0.0	0.0	0.0	0.0	0.0	0.0	0.0	0.0	0.0	0.0
132.5°	0.0	0.0	0.0	0.0	0.0	0.0	0.0	0.0	0.0	0.0	0.0
135°	0.0	0.0	0.0	0.0	0.0	0.0	0.0	0.0	0.0	0.0	0.0
137.5°	0.0	0.0	0.0	0.0	0.0	0.0	0.0	0.0	0.0	0.0	0.0
140°	0.0	0.0	0.0	0.0	0.0	0.0	0.0	0.0	0.0	0.0	0.0
142.5°	0.0	0.0	0.0	0.0	0.0	0.0	0.0	0.0	0.0	0.0	0.0
145°	0.0	0.0	0.0	0.0	0.0	0.0	0.0	0.0	0.0	0.0	0.0
147.5°	0.0	0.0	0.0	0.0	0.0	0.0	0.0	0.0	0.0	0.0	0.0
150°	0.0	0.0	0.0	0.0	0.0	0.0	0.0	0.0	0.0	0.0	0.0
152.5°	0.0	0.0	0.0	0.0	0.0	0.0	0.0	0.0	0.0	0.0	0.0
155°	0.0	0.0	0.0	0.0	0.0	0.0	0.0	0.0	0.0	0.0	0.0
157.5°	0.0	0.0	0.0	0.0	0.0	0.0	0.0	0.0	0.0	0.0	0.0
160°	0.0	0.0	0.0	0.0	0.0	0.0	0.0	0.0	0.0	0.0	0.0
162.5°	0.0	0.0	0.0	0.0	0.0	0.0	0.0	0.0	0.0	0.0	0.0
165°	0.0	0.0	0.0	0.0	0.0	0.0	0.0	0.0	0.0	0.0	0.0
167.5°	0.0	0.0	0.0	0.0	0.0	0.0	0.0	0.0	0.0	0.0	0.0
170°	0.0	0.0	0.0	0.0	0.0	0.0	0.0	0.0	0.0	0.0	0.0
172.5°	0.0	0.0	0.0	0.0	0.0	0.0	0.0	0.0	0.0	0.0	0.0
175°	0.0	0.0	0.0	0.0	0.0	0.0	0.0	0.0	0.0	0.0	0.0
177.5°	0.0	0.0	0.0	0.0	0.0	0.0	0.0	0.0	0.0	0.0	0.0
180°	0.0	0.0	0.0	0.0	0.0	0.0	0.0	0.0	0.0	0.0	0.0

(END OF REPORT)